



CoP Data Visualization Tool Instructional Video

CoPデータ可視化ツール 機能取説 和訳

Instructional video



(推奨方法) このPDFを開きつつ、以下ページ下部より解説をご覧ください
<https://unglobalcompact.org/participation/report/cop-data>

Communication on Progress Aggregated Data

1. SELECT A VERSION OF THE TOOL:

2024 CoP Data Visualization

2023 CoP Data Visualization

Year-over-Year Data Visualization

2.

CoPデータ可視化ツールへ
ようこそ！

このStep-by-stepガイドで、ツールの
機能を確認しましょう

ツールを探索する

Made with  Storylane



INTRODUCTION



DEMOGRAPHICS



LABOUR



ENVIRONMENT



HUMAN RIGHTS



ANTI CORRUPTION

Scroll to learn more



Communication on Progress Aggregated Data

CoPデータ可視化ツールは[国連グローバル・コンパクトのウェブサイト](#)からアクセスできます。



次へ

1. SELECT A VERSION OF THE TOOL:

2024 CoP Data Visualization

2023 CoP Data Visualization

Year-over-Year Data Visualization

2. REVIEW THE SUPPORT PAGES & SELECT A CATEGORY:

 INTRODUCTION

 FAQ

 DEMOGRAPHICS

 GOVERNANCE

 HUMAN RIGHTS

 LABOUR

 ENVIRONMENT

 ANTI CORRUPTION

Scroll to learn more





DEMOGRAPHICS



GOVERNANCE



HUMAN RIGHTS



LABOUR



ENVIRONMENT



ANTI CORRUPTION

CoPデータ可視化に関する[国連グローバル・コンパクトのウェブサイト](#)のページ下部にスクロールすると、各種資料にアクセスできます。



次へ

Scroll to learn more



CoP Data Visualization Tool Resources

Frequently Asked Questions (FAQ)



[よくある質問（別添）](#)

Instructional video



[ツール使い方取説](#)

CoP Questionnaire



[CoP質問書](#)



Communication on Progress Aggregated Data

1. まずバージョンを選択しましょう

1. SELECT A VERSION OF THE TOOL:

2024 CoP Data Visualization

2023 CoP Data Visualization


Year-over-Year Data Visualization

2024年CoPデータ可視化

2023年CoPデータ可視化

複数年度CoPデータ比較可視化


2. REVIEW THE SUPPORT CATEGORIES & SELECT A CATEGORY:

 INTRODUCTION

 DEMOGRAPHICS

 LABOUR

 ENVIRONMENT

 HUMAN RIGHTS

 ANTI CORRUPTION

まず、ツールの3つのバージョンのうち1つを選択します。デフォルトの選択は、2024年CoPデータ可視化ツールです。

Next

Scroll to learn more



Communication on Progress Aggregated Data

1. SELECT A VERSION OF THE TOOL:

2024 CoP Data Visualization

2023 CoP Data Visualization

Year-over-Year Data Visualization

2. サポート情報ページを確認し、見たいカテゴリ（ページ）を選択しましょう

2. REVIEW THE SUPPORT PAGES & SELECT A CATEGORY:

 **INTRODUCTION** はじめに

 **FAQ** よくある質問

 **DEMOGRAPHICS** 統計

 **GOVERNANCE** ガバナンス

 **HUMAN RIGHTS** 人権

 **LABOUR** 労働

 **ENVIRONMENT** 環境

 **ANTI CORRUPTION** 腐敗防止

Scroll to learn more

次に、ツールのサポート情報や、カテゴリ（ページ）を選択して、ツール利用開始できます。まず「統計」をクリックしてみましょう。



次へ



回答した会員企業の統計

DEMOGRAPHICS | OF RESPONDENTS

企業数

RESPONDENTS

10,149

国数

COUNTRIES

150

INFORMATION



[Introduction Page](#)

[Home](#)

[FAQ](#)

[Demographics](#)

[Governance](#)

「統計」ページでは、CoPに回答した会員企業の国・セクター（業種）・組織タイプ（企業・中小企業）の分布を確認できます。



次へ

LOCATION | % OF RESPONDENTS

Click to filter

地理的分布（企業数）
選択してフィルターをかける



OpenStreetMap

LEGEND | % of Respondents

0% 11%

セクター（業種）別分布（企業数）
選択してフィルターをかける



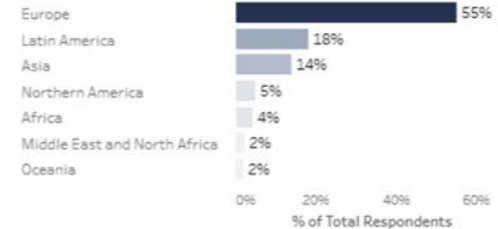
組織タイプ分布
選択してフィルターをかける



REGION | % OF RESPONDENTS

Click to filter

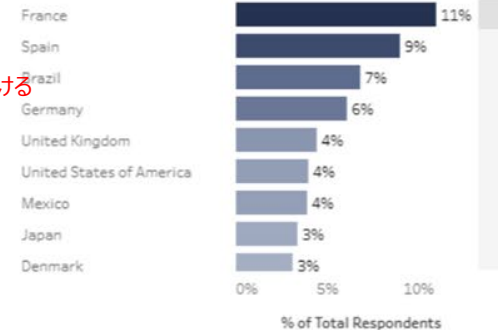
地域別分布（企業数）
選択してフィルターをかける



国別分布（企業数）
選択してフィルターをかける

COUNTRY | % OF RESPONDENT

Click to filter



2024 CoP Data
Data Refreshed:
12/2/2024 7:05:03 AM

* Note: Respondents in this case refers to CoP Digital Questionnaire respondents only

[View on Tableau Public](#)

Navigation icons and Share button





DEMOGRAPHICS | OF RESPONDENTS

RESPONDENTS

10,149

COUNTRIES

150

INFORMATION



[Introduction Page](#)

[Home](#)

[FAQ](#)

Demographics

[Governance](#)

[Human Rights](#)

[Labour](#)

[Environment](#)

[Anti-Corruption](#)

2024 CoP Data
Data Refreshed:
12/2/2024 7:05:03 AM

[View on Tableau Public](#)

LOCATION | % OF RESPONDENTS

[Click to filter](#)

LEGEND | % of Respondents

0% 11%

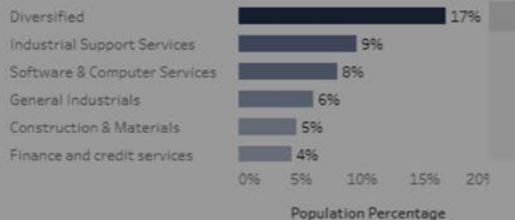
各カテゴリ（ページ）から
全体目次に戻るには
「Home」をクリックします。

[Next](#)

© 2024 Mapbox © OpenStreetMap

SECTORS | % OF RESPONDENTS

[Click to filter](#)



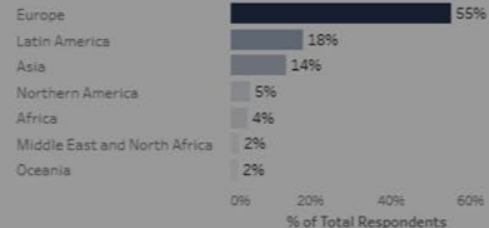
ORGANIZATION TYPE | % OF RESPONDENTS

[Click to filter](#)



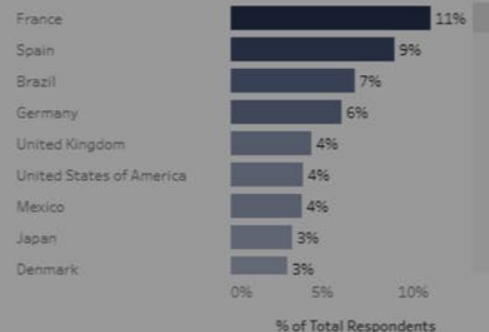
REGION | % OF RESPONDENTS

[Click to filter](#)



COUNTRY | % OF RESPONDENTS

[Click to filter](#)



* Note: Respondents in this case refers to CoP Digital Questionnaire respondents only


[Share](#)



2024 Communication on Progress Aggregated Data

All 2024 Communication on Progress (CoP) Questionnaire submissions on the Qualtrics platform are included in this Tableau dashboard as of the date indicated on the bottom left of the Tool on the summary pages. Note: The 2024 CoP must be completed by all UN Global Compact business participants according to the [2024 CoP Policy](#). For 2024, participants may choose between submitting the Digital Questionnaire or a Standardized Report.

 **INTRODUCTION** はじめに

 **FAQ** よくある質問

 **DEMOGRAPHICS**

 **GOVERNANCE**

 **HUMAN RIGHTS**

 **LABOUR**


 **ENVIRONMENT**



 **ANTI-CORRUPTION**

「Home」ページでは、「はじめに」や「よくある質問」など参考情報も確認できます。



次へ

 View on Tableau Public

  Share



2024 Communication on Progress

Agenda

All 2024 Communication on Progress (CoP) Questionnaires are included in this Tableau dashboard as of the date indicated on the bottom left of the Tool on the survey completed by all UN Global Compact business participants according to the 2024 CoP Policy. For 2024, the data is included in this Tableau dashboard as of the date completed by all UN Global Compact business participants according to the 2024 CoP Policy. For 2024, the data is included in this Tableau dashboard as of the date completed by all UN Global Compact business participants according to the 2024 CoP Policy.

All 2024 Communication on Progress (CoP) Questionnaires are included in this Tableau dashboard as of the date indicated on the bottom left of the Tool on the survey completed by all UN Global Compact business participants according to the 2024 CoP Policy. For 2024, the data is included in this Tableau dashboard as of the date completed by all UN Global Compact business participants according to the 2024 CoP Policy.



INTRODUCTION

FAQ



DEMOGRAPHICS

統計



GOVERNANCE

ガバナンス



HUMAN RIGHTS

人権



LABOUR

労働



ENVIRONMENT

環境



ANTI-CORRUPTION

腐敗防止

「Home」ページからは、「統計」ページを経て、またはガバナンス、人権、労働、環境、腐敗防止の「トピック」ページから直接、CoP回答データ閲覧を開始できます。

まず「ガバナンス」ページを見てみましょう。

Next



Explore the CoP data

2024 CoP Data Visualization

2023 CoP Data Visualization

Year over Year Data Visualization

「ガバナンス」などトピックページを開くと、まず「サマリ（概要）」が表示されます。「サマリ」では、一般的な回答フォーマットの複数の設問の回答を俯瞰できます。



次へ

GOVERNANCE SUMMARY

Summary

Individual Questions

Cohort Comparison

% of Total Respondents taking "Positive Action" for each area
Hover over any of the questions to take a look at the responses in more detail

Display results by:

サマリ（概要） 個別設問 集団比較

Legend | % of Respondents: 0% 100%

	Human Rights	Labour Rights/Decent Work	Environment	Anti-Corruption
structure to address each of the following sustainability topics?	1/10149	1/10149	1/10149	1/10149
Prevention Q6: Does the company have a process to assess risk?	7929 /10149	8554 /10149	8420 /10149	8249 /10149
Q6.1: During the assessment of risk, has the company identified suppliers and/or other business relationships where the ...	2583 /1092	2661 /5238	2746 /3266	2918 /5581
Q7: Does the company have a due diligence process through which it identifies, prevents, mitigates, and acco...	7071 /10149	7522 /10149	7467 /10149	7435 /10149
Q7.1: During the due diligence process, has the company identified those suppliers and/or other business relation...	2511 /4353	2581 /4429	2516 /4483	2776 /4775
Q8: Does the company have a process through which members of the company's workforce can raise concerns...	9220 /10149	9369 /10149	9015 /10149	9249 /10149
Remediation Q9: How does the company capture and lessons regarding each of the following Reporting sustainability topics?	9030 /10149	9462 /10149	9226 /10149	9135 /10149

Region: All, Country: All, Sector: All, Organization Type: All

2024 CoP Data
Data Refreshed:
12/2/2024 7:05:03 AM

*Disclaimer: This data is based on information reported by participating companies of the UN Global Compact through its Communication on Progress questionnaire. This data may be used freely without prior permission, provided that content is not used for commercial purposes and that clear reference is made to its source. The UN Global Compact does not have any responsibility on the accuracy of the data submitted by its participating companies nor on how this public data will be used by other stakeholders.

View on Tableau Public

Share

This data is based on information reported by participating companies of the UN Global Compact through its Communication on Progress questionnaire. This data may be used freely without prior permission, provided that content is not used for commercial purposes and that clear reference is made to its source. The UN Global Compact does not have any responsibility on the accuracy of the data submitted by its participating companies nor on how this public data will be used by other stakeholders.



Explore the CoP data

2024 CoP Data Visualization

2023 CoP Data Visualization

Year over Year Data Visualization

「サマリ」では、ポジティブな行動（アクション）を報告する回答の割合が示されます。全体アクション数に占める、ポジティブアクション数の比率を表しています。



次へ

GOVERNANCE SUMMARY

Summary

Individual Questions

Cohort Comparison

% of Total Respondents taking 'Positive Action' for each area

Hover over any of the questions to take a look at the responses in more detail

Display results by:

Percentage

Volume

以下設問でポジティブアクションを起こしたと回答した数（%）

%数値の上にマウスを移動（ホバリング）して回答詳細を確認ください

Legend | % of Respondents: 0% 100%

Following sustainability topics?	Prevention	Remediation	Non-harm	Anti-Corruption
G6. Does the company have a process to assess risk?	7929 /10149	8554 /10149	8420 /10149	8249 /10149
G6.1. During the assessment of risk, has the company identified suppliers and/or other business relationships where the ...	2583 /7092	2661 /5238	2746 /3266	2918 /5581
G7. Does the company have a due diligence process through which it identifies, prevents, mitigates, and acco...	7071 /10149	7522 /10149	7467 /10149	7435 /10149
G7.1. During the due diligence process, has the company identified those suppliers and/or other business relation...	2511 /4353	2581 /4429	2516 /4483	2776 /4775
G8. Does the company have a process through which members of the company's workforce can raise concerns...	9220 /10149	9369 /10149	9015 /10149	9249 /10149
G9. How does the company capture and lessons regarding each of the following sustainability topics?	9030 /10149	9462 /10149	9226 /10149	9135 /10149

Region: All, Country: All, Sector: All, Organization Type: All

2024 CoP Data
Data Refreshed:
12/2/2024 7:05:03 AM

View on Tableau Public

*Disclaimer: This data is based on information reported by participating companies of the UN Global Compact through its Communication on Progress questionnaire. This data may be used freely without prior permission, provided that content is not used for commercial purposes and that clear reference is made to its source. The UN Global Compact does not have any responsibility on the accuracy of the data submitted by its participating companies nor on how this public data will be used by other stakeholders.

This data is based on information reported by participating companies of the UN Global Compact through its Communication on Progress questionnaire. This data may be used freely without prior permission, provided that content is not used for commercial purposes and that clear reference is made to its source. The UN Global Compact does not have any responsibility on the accuracy of the data submitted by its participating companies nor on how this public data will be used by other stakeholders.





GOVERNANCE SUMMARY

Summary

Individual Questions

Cohort Comparison

% of Total Respondents taking 'Positive Action' for each area

Hover over any of the questions to take a look at the responses in more detail

Display results by:

Percentage

Volume

Legend | % of 'respondents' 0% 100%

Human Rights Labour Rights/Decent Work Environment Anti-Corruption

8648 /10149

8898

9014

8753

8648 respondents (85%)

8648 out of 10149

when responding to

G2. Does the company have a publicly stated commitment regarding the following sustainability topics?

chose a positive response, like:

Yes, and the commitment includes our own operations and suppliers

Yes, and the commitment includes our own operations and the value chain

Yes, and the commitment is focused on our own operations

7929 /10149

8554 /10149

8420 /10149

8249 /10149

8648社 (85%)

10149社うち8648社

が、以下の設問：

貴社は下記のサステナビリティ項目につき、コミットメントを表明していますか。

への回答として、以下のような**ポジティブ**な回答を選択した：

はい。コミットメントは、自社の事業とサプライヤーを含みます。

はい。自社の事業とバリューチェーン（サプライヤー、消費者、地域社会、その他の商取引関係）を含みます。

はい。コミットメントは、自社の事業に重点を置いています。

「サマリ」ページは、回答の上にマウスを移動（ホバリング）すれば、ポジティブアクションとして数えられた回答の詳細が表示されます。

このデータ分類法は、国連グローバル・コンパクトが経年で、各トピックにおいて会員企業のポジティブアクションが増加しているか、つまりそのトピックで進捗があるかを確認するのに役立ちます。ポジティブアクションに関しては「よくある質問」も参照ください。

Next

G6.1. During the assessment of risk, has the company identified suppliers and/or other business relationships where the ...

G7. Does the company have a due diligence process through which it



Region: All, Country: All, Sector: All, Organization Type: All

* Disclaimer: This data is based on information reported by participating companies of the UN Global Compact. The data is provided that content is not used for commercial purposes and that clear reference is made to the source of the data submitted by its participating companies nor on how this public data will be used by other stakeholders.

2024 CoP Data
Data Refreshed:
12/2/2024 7:05:03 AM

View on Tableau Public

Navigation icons: back, forward, search, share

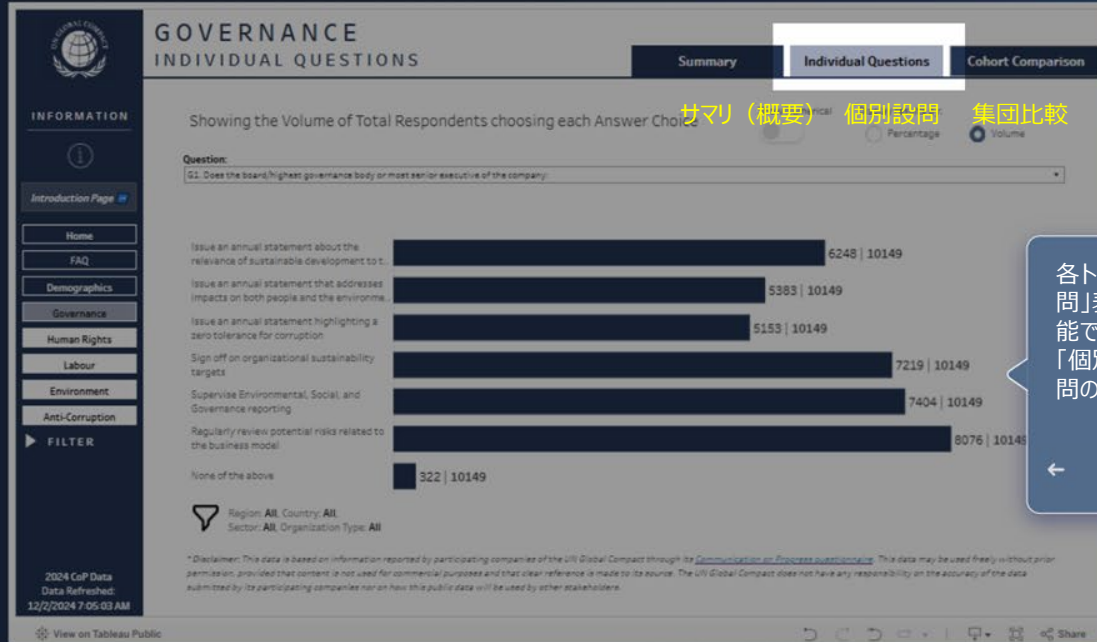


Explore the CoP data

2024 CoP Data Visualization

2023 CoP Data Visualization

Year over Year Data Visualization



サマリ (概要) 個別設問 集団比較

各トピックページで、「個別設問」表示に切り替えることも可能です。
「個別設問」表示では、各設問の詳細を確認できます。

次へ

This data is based on information reported by participating companies of the UN Global Compact through its Communication on Progress questionnaire. This data may be used freely without prior permission, provided that content is not used for commercial purposes and that clear reference is made to its source. The UN Global Compact does not have any responsibility on the accuracy of the data submitted by its participating companies nor on how this public data will be used by other stakeholders.





GOVERNANCE COHORT COMPARISON

INFORMATION



Summary

Individual Questions

Cohort Comparison

サマリ (概要)

個別設問

集団比較 (コホート)

Question

G1. Does the board/highest governance body or most senior executive of the compa...

Topic

All Topics

Show Filters

Display results by:

Percentage

Volume

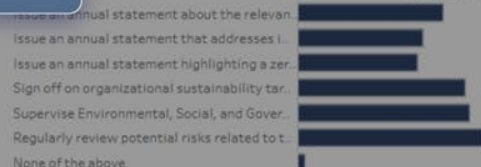
各トピックページは「集団比較」表示に切り替え可能です。この表示では、選択した2つの集団が、個々の設問にどう回答したか、比較できます。

次へ

COHORT 1

- (All)
- (All)
- (All)
- (All)

All Topics

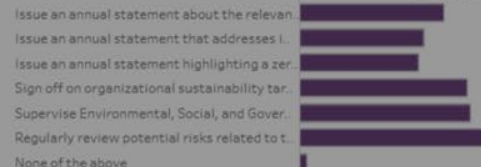


COHORT 1 | Region: All, Country: All, Type: All, Sector: All

COHORT 2

- Region: (All)
- Country: (All)
- Sector: (All)
- Type: (All)

All Topics



COHORT 2 | Region: All, Country: All, Type: All, Sector: All

* Disclaimer: This data is based on information reported by participating companies of the UN Global Compact through its [Communication on Progress questionnaire](#). This data may be used freely without prior permission, provided that content is not used for commercial purposes and that clear reference is made to its source. The UN Global Compact does not have any responsibility on the accuracy of the data submitted by its participating companies nor on how this public data will be used by other stakeholders.

2024 CoP Data

Data Refreshed:

12/2/2024 7:05:03 AM

View on Tableau Public

Navigation icons: back, forward, search, share





GOVERNANCE COHORT COMPARISON

Summary

Individual Questions

Cohort Comparison

INFORMATION



Introduction Page

Home

FAQ

Demographics

Governance

Human Rights

Labour

Environment

Anti-Corruption

Question 設問選択

G1. Does the board/highest governance body or most senior executive of the compa...

Topic (設問によっては) 細分

All Topics

Show Filters

Display results by:

Percentage

Volume

地域
国
業種
組織タイプ



地域別にフィルタをかけ比較
できます。

次へ



* Disclaimer: This data is based on information reported by participating companies of the UN Global Compact through its [Communication on Progress questionnaire](#). This data may be used freely without prior permission, provided that content is not used for commercial purposes and that clear reference is made to its source. The UN Global Compact does not have any responsibility on the accuracy of the data submitted by its participating companies nor on how this public data will be used by other stakeholders.

2024 CoP Data
Data Refreshed:
12/2/2024 7:05:03 AM

View on Tableau Public

Share





INFORMATION



Introduction Page

Home

FAQ

Demographics

Governance

Human Rights

Labour

Environment

Anti-Corruption

2024 CoP Data
Data Refreshed:
12/2/2024 7:05:03 AM

View on Tableau Public

GOVERNANCE COHORT COMPARISON

Summary

Individual Questions

Cohort Comparison

Question 設問選択

G1. Does the board/highest governance body or most senior executive of the compa...

Topic (設問によっては) 細分

All Topics

Show Filters



Display results by:



Percentage



Volume

地域
国
業種
組織タイプ

COHORT 1

Region (All)

Country (All)

Sector (All)

- (All)
- Afghanistan
- Albania
- Andorra
- Angola
- Argentina
- Armenia
- Australia
- Austria
- Azerbaijan
- Supervise Envi
- Bahrain
- Bangladesh
- Barbados
- Belarus
- Belgium
- Bermuda
- Bolivia
- Bosnia-Herzegovina
- Botswana
- Brazil
- Brunei Darussalam
- Bulgaria

* Disclaimer: This permission, provided by its p

Cancel

または国別
← 次へ


COHORT 2

Region (All)

Country (All)

Sector (All)

Type (All)



COHORT 2 | Region: All, Country: All, Type: All, Sector: All

UN Global Compact through its Communication on Progress questionnaire. This data may be used freely without prior permission, provided it is attributed to its source. The UN Global Compact does not have any responsibility on the accuracy of the data.

Share





GOVERNANCE COHORT COMPARISON

Summary

Individual Questions

Cohort Comparison

INFORMATION



Introduction Page

Home

FAQ

Demographics

Governance

Human Rights

Labour

Environment

Anti-Corruption

2024 CoP Data

Data Refreshed:

12/2/2024 7:05:03 AM

View on Tableau Public

Question 設問選択

G1. Does the board/highest governance body or most senior executive of the compa...

Topic

(設問によっては) 細分

All Topics

Show Filters



Display results by:



Percentage



Volume

地域
国
業種
組織タイプ

COHORT 1

Region (All)

Country (All)

Sector (All)

- (All)
- Aerospace & Defense
- Alternative Energy
- Automobiles & Parts
- Banks
- Beverages
- Chemicals
- Construction & Materials
- Diversified Envi
- Electricity
- Electronic & Electrical Equipment
- Finance and credit services
- Food Producers
- Gas, Water & Multiutilities
- General Industrials
- Household Goods & Home Construction
- Industrial Engineering
- Industrial materials
- Industrial metals and mining
- Industrial Support Services

COHORT 1 | Reg

* Disclaimer: This permission, provi submitted by its p

Cancel

Apply

COHORT 2

Region (All)

Country (All)

Sector (All)

業種別

次へ



statement about the relevan...

statement that addresses l...

Issue an annual statement highlighting a zer...

Sign off on organizational sustainability tar...

Supervise Environmental, Social, and Gover...

Regularly review potential risks related to t...

None of the above

COHORT 2 | Region: All, Country: All, Type: All, Sector: All

Impact through its Communication on Progress questionnaire. This data may be used freely without prior to its source. The UN Global Compact does not have any responsibility on the accuracy of the data

Share





GOVERNANCE COHORT COMPARISON

Summary

Individual Questions

Cohort Comparison

INFORMATION



Introduction Page

Home

FAQ

Demographics

Governance

Human Rights

Labour

Environment

Anti-Corruption

Question 設問選択

G1. Does the board/highest governance body or most senior executive of the compa...

Topic (設問によっては) 細分

All Topics

Show Filters



Display results by:



Percentage



Volume

地域
国
業種
組織タイプ

COHORT 1

Region (All)

Country (All)

Sector (All)

(All)

(All)

Company

SME

Issue an annual statement that addresses i...

Cancel

Apply

Issue an annual statement that addresses i...

Issue an annual statement highlighting a zer...

Sign off on organizational sustainability tar...

Supervise Environmental, Social, and Gover...

Regularly review potential risks related to t...

None of the above

COHORT 1 | Region: All, Country: All, Type: All, Sector: All

COHORT 2

Region (All)

Country (All)

Sector (All)

(All)

Issue an annual statement that addresses i...

Issue an annual statement that addresses i...

Issue an annual statement highlighting a zer...

Sign off on organizational sustainability tar...

Supervise Environmental, Social, and Gover...

Regularly review potential risks related to t...

None of the above

COHORT 2 | Region: All, Country: All, Type: All, Sector: All

または組織タイプ

次へ

* Disclaimer: This data is based on information reported by participating companies of the UN Global Compact through its [Communication on Progress questionnaire](#). This data may be used freely without prior permission, provided that content is not used for commercial purposes and that clear reference is made to its source. The UN Global Compact does not have any responsibility on the accuracy of the data submitted by its participating companies nor on how this public data will be used by other stakeholders.

2024 CoP Data
Data Refreshed:
12/2/2024 7:05:03 AM

View on Tableau Public

Share





GOVERNANCE COHORT COMPARISON

Summary

Individual Questions

Cohort Comparison

INFORMATION



Introduction Page

Home

FAQ

Demographics

Governance

Human Rights

Labour

Environment

Anti-Corruption

2024 CoP Data

Data Refreshed:

12/2/2024 7-05-03 AM

View on Tableau Public

Question

G1. Does the board/highest governance body or most senior executive of the compa...

Topic

All Topics

Show Filters

Display results

Percentage

Volume

表示方法
パーセント 数量

COHORT 1

Region: (All)

Country: (All)

Sector: (All)

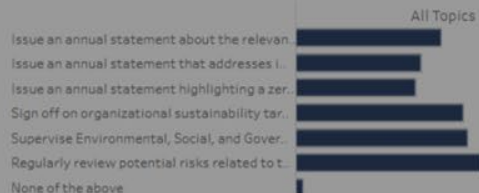
Type: (All)

Region: (All)

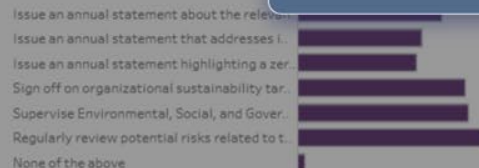
Country: (All)

Sector: (All)

Type: (All)



COHORT 1 | Region: All, Country: All, Type: All, Sector: All



COHORT 2 | Region: All, Country: All, Type: All, Sector: All

* Disclaimer: This data is based on information reported by participating companies of the UN Global Compact through its [Communication on Progress questionnaire](#). This data may be used freely without prior permission, provided that content is not used for commercial purposes and that clear reference is made to its source. The UN Global Compact does not have any responsibility on the accuracy of the data submitted by its participating companies nor on how this public data will be used by other stakeholders.

「サマリ」「個別設問」「集団比較」どの表示でも、数量（回答回数）または%表示を選択できます。

次へ





GOVERNANCE COHORT COMPARISON

INFORMATION



[Introduction Page](#)

[Home](#)

[FAQ](#)

[Demographics](#)

[Governance](#)

[Human Rights](#)

[Labour](#)

[Environment](#)

[Anti-Corruption](#)

2024 CoP Data

Data Refreshed:

12/2/2024 7-05-03 AM

[View on Tableau Public](#)

Individual Questions

Cohort Comparison

Question

G1: Does the board/highest governance body or most senior executive...

Topic

All Topics

Issue an annual statement about the relevance of sustainable development to the...

Issue an annual statement that addresses impacts on both people and the environment

Issue an annual statement highlighting a zero tolerance for corruption

Sign off on organizational sustainability targets

Supervise Environmental, Social, and Governance reporting

Regularly review potential risks related to the business model

None of the above

COHORT 1 | Region: All, Country: All, Type: All, Sector: All

「集団比較」表示ではフィルタ項目の表示・非表示を切り替えて、グラフが表示される領域を増やし、見やすくすることができます。

フィルタ表示

Show Filters

Display results by:



Percentage



Volume



次へ

All Topics

Issue an annual statement about the relevance of sustainable development to the... 6248 | 10149

Issue an annual statement that addresses impacts on both people and the environment 5383 | 10149

Issue an annual statement highlighting a zero tolerance for corruption 5153 | 10149

Sign off on organizational sustainability targets 7219 | 10149

Supervise Environmental, Social, and Governance reporting 7404 | 10149

Regularly review potential risks related to the business model 8076 | 10149

None of the above 322 | 10149

COHORT 2 | Region: All, Country: All, Type: All, Sector: All

* Disclaimer: This data is based on information reported by participating companies of the UN Global Compact through its [Communication on Progress questionnaire](#). This data may be used freely without prior permission, provided that content is not used for commercial purposes and that clear reference is made to its source. The UN Global Compact does not have any responsibility on the accuracy of the data submitted by its participating companies nor on how this public data will be used by other stakeholders.

[Share](#)





INFORMATION



Introduction Page

Home

FAQ

Demographics

Governance

Human Rights

Labour

Environment

Anti-Corruption

FILTER

Region **地域**
(All)

Country **国**
(All)

Organization Type
(All) **業種**

Sector
(All) **組織タイプ**

GOVERNANCE SUMMARY

Summary

Individual Questions

Cohort Comparison

% of Total Respondents taking 'Positive Action' for each area

Hover over any of the questions to take a look at the responses in more detail

Display results by:

Percentage

Volume

Legend | % of 'respondents' 0% 100%

		Human Rights	Labour Rights/Decent Work	Environment	Anti-Corruption
Commitment	G2. Does the company have a publicly stated commitment regarding the following sustainability topics?	8648 /10149	8898 /10149	9014 /10149	8753 /10149
	G3. Does the company have a code of conduct in place regarding each of the following sustainability topics?	8997 /10149	9277 /10149	8817 /10149	9150 /10149
	G4. Has the company appointed an individual or group responsible for each of the following sustainability topics?	9072 /10149	9555 /10149	9434 /10149	9212 /10149
	G5. Does the company have a formal structure to address each of the following sustainability topics?	7883 /10149	8358 /10149	8249 /10149	8087 /10149
	Prevention	G6. Does the company have a process to assess risk?	7929 /10149	8554 /10149	8420 /10149
		2561 /5092	2661 /5238	2745 /5366	2818 /5581
		7071 /10149	7522 /10149	7467 /10149	7435 /10149

「サマリ」表示にも、「集団比較」と同じ、地域・国・業種・組織タイプの、フィルタ機能があり、こちらからフィルタをかけられます。

次へ

View on Tableau Public

Navigation icons and Share button





GOVERNANCE SUMMARY

Summary

Individual Questions

Cohort Comparison

INFORMATION



Introduction Page

Home

FAQ

Demographics

Governance

Human Rights

Labour

Environment

Anti-Corruption

FILTER

Region

(All)

Country

(All)

Organization Type

SME

Sector

(All)

View on Tableau Public

% of Total Respondents taking 'Positive Action' for each area

Hover over any of the questions to take a look at the responses in more detail

Display results by:

Percentage

Volume

Legend | % of 'respondents' 0% 100%

		Human Rights	Labour Rights/Decent Work	Environment	Anti-Corruption
Commitment	G2. Does the company have a publicly stated commitment regarding the following sustainability topics?	4143 /5277	4313 /5277	4379 /5277	4191 /5277
	G3. Does the company have a code of conduct in place regarding each of the following sustainability topics?	4360 /5277	4556 /5277	4278 /5277	4412 /5277
	G4. Has the company appointed an individual or group responsible for each of the following sustainability topics?	4448 /5277	4776 /5277	4666 /5277	4492 /5277
Prevention	G5. Does the company have a formal structure to address each of the following sustainability topics?	3536 /5277	3825 /5277	3724 /5277	3585 /5277
	G6. Does the company have a process to assess risk?	3721 /5277	4106 /5277	3983 /5277	3830 /5277
	G6.1. During the assessment of risk, has the company identified suppliers and/or other business relationships where the ...	856 /2253	915 /2253	975 /2253	963 /2253
	G7. Does the company have a due diligence process through which it ...	3504 /5277		3504 /5277	3416 /5277



Region: All, Country: All,
Sector: All, Organization Type: SME

地域：全部 国：全部
業種：全部 組織タイプ：中小企業

この例は「タイプ = 中小企業」でフィルタ。
このように票の下にフィルタ条件が表示
されます。フィルタ条件を変更するとデー
タ表示がダイナミックに切り替わります。



次へ

* Disclaimer: This data is based on information reported by participating companies for internal purposes and that clear refers to the data submitted by its participating companies. This data may be used freely without prior permission, but we do not warrant the accuracy of the data submitted by its participating companies. This data may be used freely without prior permission, but we do not warrant the accuracy of the data submitted by its participating companies.

* Disclaimer: This data is based on information reported by participating companies for internal purposes and that clear refers to the data submitted by its participating companies. This data may be used freely without prior permission, but we do not warrant the accuracy of the data submitted by its participating companies.

Share





HUMAN RIGHTS SUMMARY

Summary

Individual Questions

Cohort Comparison

INFORMATION



Introduction Page

Home

FAQ

Demographics

Governance

Human Rights

Labour

Environment

Anti-Corruption

FILTER

2024 CoP Data
Data Refreshed:
12/2/2024 7:05:03 AM

% of Total Respondents taking 'Positive Action' for each area

Hover over any of the questions to take a look at the responses in more detail

Display results by:

Percentage

Volume

Legend | % of 'respondents' 0% 100%

		Freedom of expression	Access to water and sanitation	Digital security/ privacy	Gender equality and women's rights	Rights of indigenous peoples	Rights of refugees and migrants
Commitment	HR2. Does the company have a policy commitment in relation to the followin...	1627 /2687	801 /1569	2525 /3317	2771 /3952	480 /895	420 /858
	...orting any... ally...	1661 /2687	941 /1569	2421 /3317	2796 /3951	560 /895	537 /858
	...tion en perio...	1711 /2622	945 /1539	2775 /3268	2936 /3850	549 /878	500 /837
	...aining nan	1779 /2671	975 /1549	2949 /3301	3017 /3915	574 /883	617 /849
	...company assess progress in preventing/mitigating t...	1875 /2625	1055 /1535	2846 /3253	3229 /3861	616 /876	581 /838
Remediation and Reporting	HR7. Within the reporting period, has the company been involved in providin...	2056 /2628	1174 /1535	2613 /3244	3063 /3872	673 /872	635 /839

他のトピックページでも同様に、「概要」「個別設問」「集団比較」ができます。この画面は「人権」...

次へ

Region: All, Country: All, Sector: All, Organization Type: SME

* Disclaimer: This data is based on information reported by participating companies of the UN Global Compact through its [Communication on Progress questionnaire](#). This data may be used freely without prior permission, provided that content is not used for commercial purposes and that clear reference is made to its source. The UN Global Compact does not have any responsibility on the accuracy of the data submitted by its participating companies nor on how this public data will be used by other stakeholders.

View on Tableau Public

Share

ガバナンス
人権
労働
環境
腐敗防止





LABOUR SUMMARY

Summary

Individual Questions

Cohort Comparison

INFORMATION



Introduction Page

Home

FAQ

Demographics

Governance

Human Rights

Labour

Environment

Anti-Corruption

FILTER

% of Total Respondents taking 'Positive Action' for each area

Hover over any of the questions to take a look at the responses in more detail

Display results by:

Percentage

Volume

Legend | % of 'respondents' 0% 100%

		Freedom of association and the ...	Child labour	Forced labour	Non-discrimination in respect of employe...	Safe and healthy working environment	Working conditions (wages, working hou...
Commitment	L1. Does the company have a policy in relation to the following labour rights to...	2873 /4869	3144 /4757	3127 /4778	3946 /5127	4197 /5150	3463 /4155
Prevention	L2. Within the reporting period, has the company engaged with affected st...	2333 /5104	2231 /5067	2261 /5072	3229 /5141	3737 /5147	3029 /4150
	L3. What type of action has the company taken within the reporting period with ...	2317 /5096	2306 /5053	2326 /5064	3503 /5115	4141 /5132	3129 /4107
	L4. Who receives training for the following labour rights topics?	2626 /5250	2559 /5242	2576 /5243	3828 /5244	4451 /5246	3292 /4244
	L5. How does the company assess progress in preventing/mitigating th...	2882 /5107	2764 /5073	2788 /5077	4046 /5143	4532 /5144	3644 /4156
Remediation and Reporting	L11. Within the reporting period, has the company been involved in providin...	4166 /5240	4164 /5241	4167 /5241	4279 /5244	4356 /5245	3574 /4242

「労働」...

← 次へ



Region: All, Country: All, Sector: All, Organization Type: SME

* Disclaimer: This data is based on information reported by participating companies of the UN Global Compact through its [Communication on Progress questionnaire](#). This data may be used freely without prior permission, provided that content is not used for commercial purposes and that clear reference is made to its source. The UN Global Compact does not have any responsibility on the accuracy of the data submitted by its participating companies nor on how this public data will be used by other stakeholders.

2024 CoP Data
Data Refreshed:
12/2/2024 7-05-03 AM

View on Tableau Public

Navigation icons and Share button

ガバナンス
人権
労働
環境
腐敗防止





INFORMATION



Introduction Page

Home

FAQ

Demographics

Governance

Human Rights

Labour

Environment

Anti-Corruption

FILTER

2024 CoP Data

Data Refreshed:

12/2/2024 7:05:03 AM

View on Tableau Public

ENVIRONMENT SUMMARY

Summary

Individual Questions

Cohort Comparison

% of Total Respondents taking 'Positive Action' for each area

Hover over any of the questions to take a look at the responses in more detail

Display results by:



Percentage



Volume

Legend | % of 'respondents' 0% 100%

		Climate change	Water	Oceans	Forests/ Biodiversity/Land u.	Air pollution	Waste (e.g., chemical spills, soil...)	Energy & resource use
Commitment	E1. Does the company have a policy commitment in relation to the following environmental topics?	2851 /5277	2266 /5277	938 /5277	1767 /5277	2314 /5277	3175 /5277	3233 /5277
Prevention	E2. Within the reporting period, has the company engaged with potentially affected stakeholders or taken any action to prevent/mitigate the impacts associated with the following environmental topics?	3223 /5150	2647 /5148	1525 /5143	2355 /5148	2691 /5153	3387 /5152	3529 /5147
	E3. What type of action has your company taken within the reporting period with the goal of preventing/mitigating the impacts associated with the following environmental topics?	3492 /5120	2763 /5140	1388 /5142	2350 /5143	2773 /5115	3775 /5120	3869 /5108
	E4. How does the company monitor and report on its progress in preventing/mitigating the impacts associated with the following environmental topics?	3428 /5124	2967 /5117	1387 /5126	2266 /5130	2899 /5122	3856 /5095	4078 /5108
	E5. Within the reporting period, has the company been involved in providing or enabling remedy where the following environmental impacts have occurred?	3901 /5277	3818 /5277	3608 /5277	3788 /5277	3834 /5277	4035 /5277	4031 /5277



Region: All, Country: All

Sector: All, Organization Type: SME

「環境」...

次へ

* Disclaimer: This data is based on information reported by participating companies of the UN Global Compact through its [Communication on Progress questionnaire](#). This data may be used freely without prior permission, provided that content is not used for commercial purposes and that clear reference is made to its source. The UN Global Compact does not have any responsibility on the accuracy of the data submitted by its participating companies nor on how this public data will be used by other stakeholders.

Navigation icons: back, forward, search, etc.

ガバナンス
人権
労働
環境
腐敗防止





ANTI-CORRUPTION SUMMARY

Summary

Individual Questions

Cohort Comparison

INFORMATION



Introduction Page

Home

FAQ

Demographics

Governance

Human Rights

Labour

Environment

Anti-Corruption

FILTER

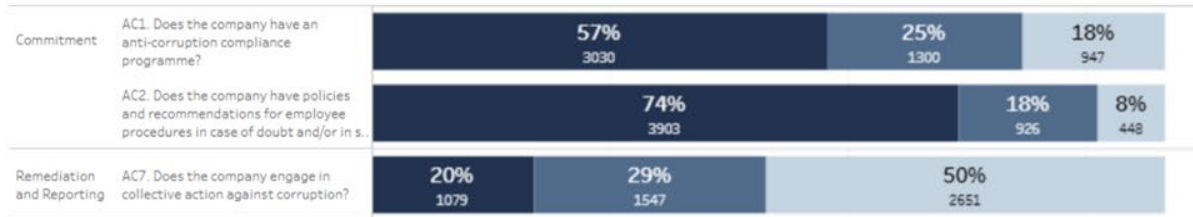
2024 CoP Data
Data Refreshed:
12/2/2024 7:05:03 AM

View on Tableau Public

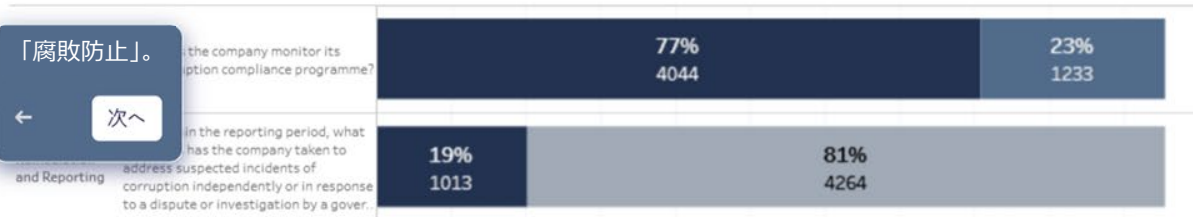
% of Total Respondents taking 'Positive Action' for each area

Hover over any of the questions to take a look at the responses in more detail

■ Yes ■ No, but we plan to within next 2 years ■ No, not a business priority



■ Any yes ■ No ■ Not applicable



Region: All, Country: All,
Sector: All, Organization Type: SME

* Disclaimer: This data is based on information reported by participating companies of the UN Global Compact through its [Communication on Progress questionnaire](#). This data may be used freely without prior permission, provided that content is not used for commercial purposes and that clear reference is made to its source. The UN Global Compact does not have any responsibility on the accuracy of the data submitted by its participating companies nor on how this public data will be used by other stakeholders.

ガバナンス
人権
労働
環境
腐敗防止

「腐敗防止」。

次へ

Navigation icons and Share button





ANTI-CORRUPTION SUMMARY

Summary

Individual Questions

Cohort Comparison

INFORMATION



Introduction Page

Home

FAQ

Demographics

Governance

Human Rights

Labour

Environment

Anti-Corruption

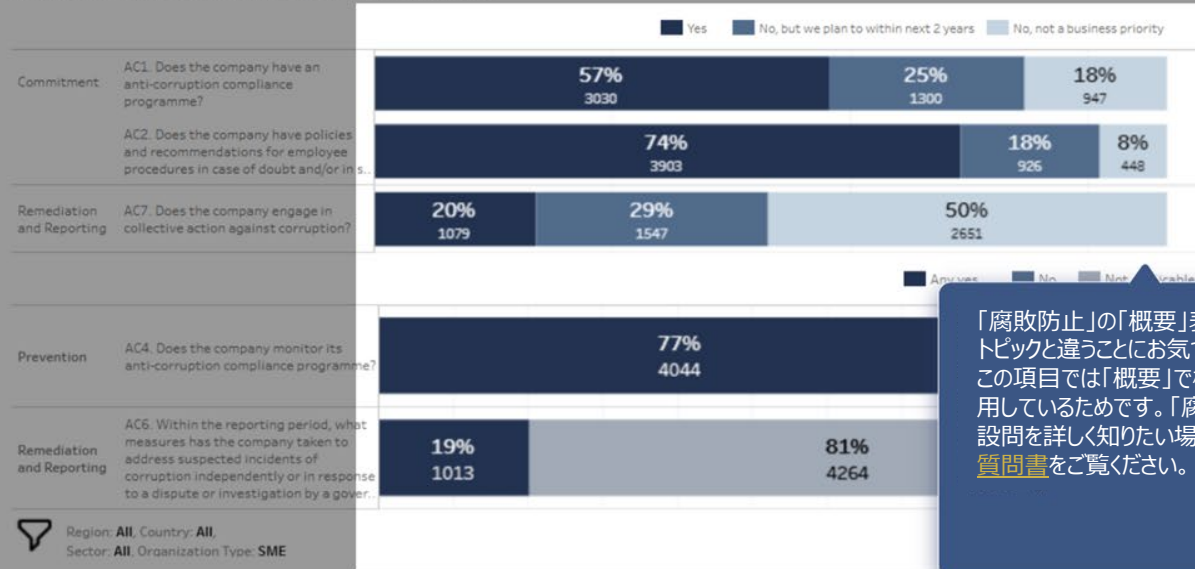
FILTER

2024 CoP Data
Data Refreshed:
12/2/2024 7:05:03 AM

View on Tableau Public

% of Total Respondents taking 'Positive Action' for each area

Hover over any of the questions to take a look at the responses in more detail



Region: All, Country: All,
Sector: All, Organization Type: SME

* Disclaimer: This data is based on information reported by participating companies of the UN Global Compact through its [Communication on Progress questionnaire](#). This data may be used freely without prior permission, provided that content is not used for commercial purposes and that clear reference is made to its source. The UN Global Compact does not have any responsibility on the accuracy of the data submitted by its participating companies nor on how this public data will be used by other stakeholders.

「腐敗防止」の「概要」表示はほかのトピックと違うことにお気づきでしょうか。この項目では「概要」で棒グラフを採用しているためです。「腐敗防止」の設問を詳しく知りたい場合は、[CoP 質問書](#)をご覧ください。

次へ

Navigation icons: back, forward, search, share





ANTI-CORRUPTION SUMMARY

Summary

Individual Questions

Cohort Comparison

INFORMATION

はじめに

Introduction Page

Home

FAQ

Demographics

Governance

Human Rights

Labour

Environment

Anti-Corruption

FILTER

2024 CoP Data
Data Refreshed:
12/2/2024 7:05:03 AM

View on Tableau Public

% of Total Respondents taking 'Positive Action' for each area

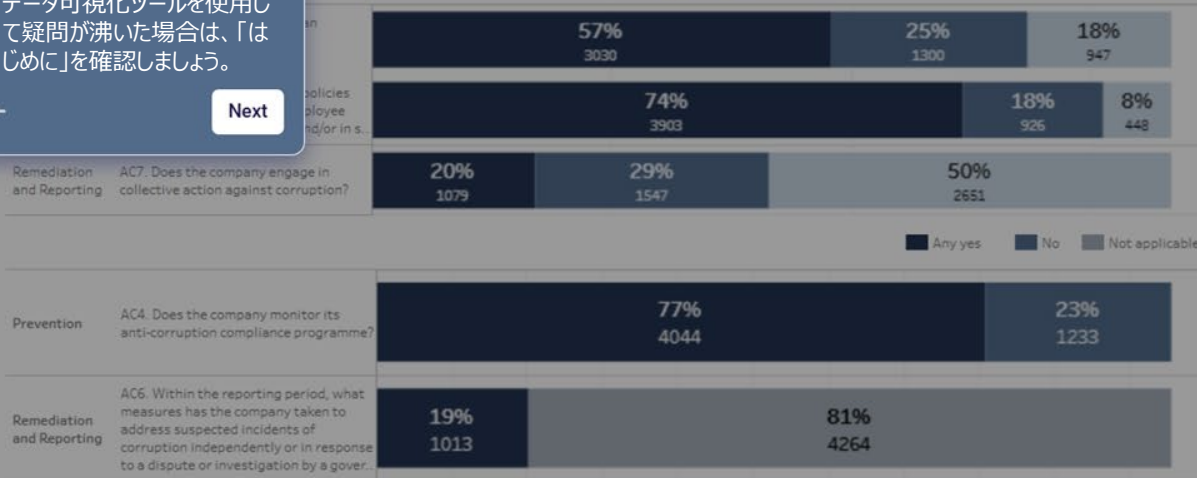
Hover over any of the questions to take a look at the responses in more detail

データ可視化ツールを使用して疑問が沸いた場合は、「はじめに」を確認しましょう。



Next

Yes No, but we plan to within next 2 years No, not a business priority



Any yes No Not applicable



Region: All, Country: All,
Sector: All, Organization Type: SME

* Disclaimer: This data is based on information reported by participating companies of the UN Global Compact through its [Communication on Progress questionnaire](#). This data may be used freely without prior permission, provided that content is not used for commercial purposes and that clear reference is made to its source. The UN Global Compact does not have any responsibility on the accuracy of the data submitted by its participating companies nor on how this public data will be used by other stakeholders.

Share



このページでは、ツールの概要
および、CoPの設問タイプ、
数値フォーマット、および国連
GCの概要が確認できます。



次へ

CoPデータ可視化ツールの使い方

How to Use this Tool

▶ NAVIGATION

このツールへようこそ。2024年CoPの結果集計についてまとめたツールです。左側のドロップ
ダウンを使って移動できます。また、フィルタがかけられます

Question Types 設問のタイプと表示

マトリクス式として集計表示される設問 Matrix Style

Some questions contain subquestions or 'topics' which a participant can select to see at the beginning of each section. This will determine how many topics they are able to see within each question.

ある設問の回答によって次の設問の回答選択肢が変化するような、複雑な設問については、マトリクス式にてサマリーを表示しています。

パーセント Percentage

For the matrix style questions, the percentage value shows the proportion of respondents who chose at least 1 'positive' choice answer for that question/subquestion. For the bar styles, the percentage value is simply the proportion of respondents who chose each choice answer.

マトリクスでは、「ポジティブ」回答を一つでもした社の数 (FAQ参照)
棒グラフではその回答を選択した社の数

Bar Style 棒グラフ式で集計表示される設問

These questions aren't broken down into any subquestions or topics and are displayed as bar charts. Note some of these styles can still be multiple select.

構造が複雑でない設問の一部は棒グラフとして結果を表示しています。複数選択可の設問も含まれます (= 総数が100%を超えている場合は複数選択式)

Numbers Overview 数字について

Volume 数量

Switch to the volume view when you want to see the percentage broken down into number of respondents who chose positive answers (for matrix style) or number who chose each answer choice (for bar style) and then the second volume is the total respondents who were shown this question (sample size).

FAQs

総数ビューでは、回答社数と、分母は全体回答数が表示されます

What is the UN Global Compact and the CoP? CoPとは

The United Nations Global Compact is the world's largest corporate sustainability initiative, which measures participants' progress towards the 10 Principles of the UN Global Compact and the Sustainable Development Goals (SDGs) through the annual Communication on Progress (CoP). [Learn more here](#).

What questions are asked in the CoP? CoPオンライン質問書の設問を知りたい方は

You can find the full questionnaire [here](#).

Who can I contact to learn more about the Data Visualization Dashboard? How do I report an issue with the dashboard?

Please reach out to copdataviz@unglobalcompact.org

お問合せ先

More FAQs





How to Use this Tool

Welcome to the 2024 Communication on Progress Data Visualization Tool! Browse through the different pages to gain an understanding from Governance to Human Rights. Navigate to the different pages via the drop down menu on the left side of each page. Here you can filter by including Region, Country, Sector and Organization Type.

「ナビゲーション」
NAVIGATION

- Home
- FAQ
- Demographics
- Governance
- Human Rights
- Labour
- Environment
- Anti-Corruption

ページ右上には「ナビゲーション」メニューがあります。ページ右下には「よくある質問」ボタンがあります。

← 次へ

Question Types

Matrix Style

Some questions contain subquestions or 'topics' which a participant can select to see at the beginning of each section. This will determine how many topics they are able to see within each question.

Bar Style

These questions aren't broken down into any subquestions or topics and are displayed as a bar chart. Note some of these styles can still be multiple select.

Numbers Overview

Percentage

For the matrix style questions, the percentage value shows the proportion of respondents who chose at least 1 'positive' choice answer for that question/subquestion. For the bar styles, the percentage value is simply the proportion of respondents who chose each choice answer.

Volume

Switch to the volume view when you want to see the percentage broken down into number of respondents who chose positive answers (for matrix style) or number who chose each answer choice (for bar style) and then the second volume is the total respondents who were shown this question (sample size).

FAQs

What is the UN Global Compact and the CoP?

The United Nations Global Compact is the world's largest corporate sustainability initiative, which measures participants' progress towards the 10 Principles of the UN Global Compact and the Sustainable Development Goals (SDGs) through the annual Communication on Progress (CoP). [Learn more here.](#)

What questions are asked in the CoP?

You can find the full questionnaire [here](#).

Who can I contact to learn more about the Data Visualization Dashboard? How do I report an issue with the dashboard?

Please reach out to copdataviz@unglobalcompact.org

「よくある質問」へ

More FAQs



「よくある質問」では簡易版のよくある質問を表示します。

よくある質問

Frequently Asked Questions

▶ NAVIGATION

dashboard?

2024年CoPデータ可視化ツールとは？

2024年CoPのオンライン質問書の回答結果を表示するために作成されました

The dashboard was built to display the results from the CoP 2024 questionnaire.

What CoP data is included in the visualization? **どのデータを含みますか？**

Upon the launch of the 2024 Tool, all 2024 questionnaire submissions on the Qualtrics platform are included as of the date of launch of the Tool. The data in the Tool will be refreshed periodically through the end of the 2024 reporting period to account for new submissions received by participants. Please refer to the indicator on the bottom left of the Tool on the summary pages to see the date of the last data refresh.

Note: Participants who opted out of the questionnaire and submitted a sustainability report will not have their data included in the dashboard. Please note that anywhere in the 2024 dashboard referencing "respondents" refers to participants who responded to 2024 Digital Questionnaire.

ツール開始時時点で、デジタル形式で提出されたすべてのCoP質問書回答を含み、継続的に更新されます。データ更新日時はツール左下に表示されます。サステナ報告書のPDF提出をもってCoPの要件を満たした社の回答は含まれません。

どのような集計方法を使っていますか？

How was the data aggregated?

The data was aggregated by a summation of the total number of respondents that submitted a given response for each CoP question. Utilizing filters limits the aggregation to the selected combination of region, country, sector and organisation type.

外れ値の処理をしていますか？

とある回答を選択した社数が表示されます。フィルタを使うことにより、地域、業種、企業タイプ（企業・SME）が限定された社数が表示されます

How were outliers in the data addressed?

We did not exclude any outliers from the CoP questions requiring a numeric response. We have noted directly on the dashboard where numeric questions may be affected by outliers in the data.

匿名性をどう保っていますか？

処理していません。外れ値が集計に影響を及ぼしていると考えられる集計については、そのセクションにて備考として記載しております

How do we preserve anonymity?

The data included in the publicly available dashboard does not contain any Personal or Company Identifiable Information.

公開されるデータ可視化ツールは、個人や企業を特定できる情報を含みません

A社の回答をダウンロードしたいのですが？

Can I download the answer of a particular survey participant?

No. Individual participant responses can be found [here](#).

個社の回答は[こちら](#)からダウンロードできます

データ可視化ツールの結果をダウンロードしたいのですが？

How do I download the data visualizations and underlying data?

The visualizations may be downloaded as an image, PDF, or PowerPoint format by going to the download button (bottom right corner), clicking the desired format, and selecting specific sheets or views to download.

Note: The image, PDF, and PowerPoint downloads as rendered by Tableau may not be altered on our side, and thus we are limited in our technical ability to enhance the downloadable visualizations.

Providing users with the ability to download the data as a CSV is being explored but is not a feature we are offering at this time.

データ可視化ツールに表示されるデータは、右下部分からエクスポートできます。元データのCSVエクスポートは、現時点では機能として提供していません





DEMOGRAPHICS



GOVERNANCE



HUMAN RIGHTS



LABOUR



ENVIRONMENT



ANTI CORRUPTION

Scroll to learn more



別添の「よくある質問」へのリンクはツール下へスクロールすると表示されます。



次へ

CoP Data Visualization Tool Resources

Frequently Asked Questions (FAQ)



[よくある質問（別添）](#)

Instructional video



[ツール使い方取説](#)

CoP Questionnaire



[CoP質問書](#)



2024 Communication on Progress Aggregated Data

All 2024 Communication on Progress (CoP) Questionnaire submissions on the Qualtrics platform are included in this Tableau dashboard as of the date indicated on the bottom left of the Tool on the summary pages. Note: The 2024 CoP must be completed by all UN Global Compact business participants according to the [2024 CoP Policy](#). For 2024, participants may choose between submitting the Digital Questionnaire or a Sustainability



INTRODUCTION



DEMOGRAPHICS



LABOUR

ご確認ください
ありがとうございました

これでStep-by-stepガイドを終了
します。お問い合わせは
copdataviz@unglobalcompact.org
まで



ツールを実際に使う

FAQ



HUMAN RIGHTS



ANTI-CORRUPTION

View on Tableau Public

Share

